

SHOWER BASES CACHE 4836

LEAK-BARRIER

47 3/4" x 35 7/8" x 3"

GENERAL OPTIONS

Acrylic Colors: White,
Biscuit* and Bone* (Allow 3 weeks delivery)

COMPATIBLE DOORS 4836 ALCOVE

AZELIA 48 (front panels only)

Chrome/Clear

EXALT 48 (front panels only)

Chrome/Clear

EXALT 48 BLACK (front panels only)

Chrome/Clear

SELLA 48 (front panels only)

Chrome/Clear

COMPATIBLE DOORS 4836 CORNER

AZELIA 3648 (front panels and return glass panel)

Chrome/Clear

EXALT 3648 (front panels and return glass panel)

Chrome/Clear

EXALT 3648 BLACK (front panels and return glass panel)

Chrome/Clear

SELLA 3648 (front panels and return glass panel)

Chrome/Clear

PRODUCT DESCRIPTION:

Contemporary style

Integrated tiling flange

Acrylic thermoformed and reinforced with fiberglass

Acrylic drain cover

Leak-barrier

5 days

BOX SIZE:


49" x 37" x 5.25"

NET WEIGHT:

44 lbs

GROSS WEIGHT:

48 lbs



LEAK-BARRIER



A21.16218.0087



A21.16118.0086



A21.16218.0082



Certification **ECORESPONSIBLE**

First manufacturer of bathroom products in North America to be certified ecoresponsible.



Produits Neptune

6835, Picard street, Saint-Hyacinthe (Quebec) J2S 1H3

Phone: (450) 773-7058 - produitsneptune.com

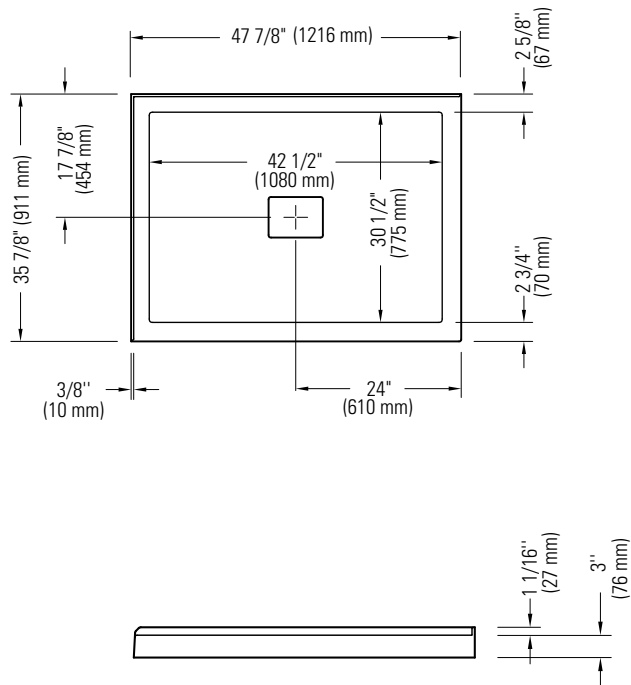
REV: 08-19



Produits Neptune

CACHE 4836 2BG

Shower base



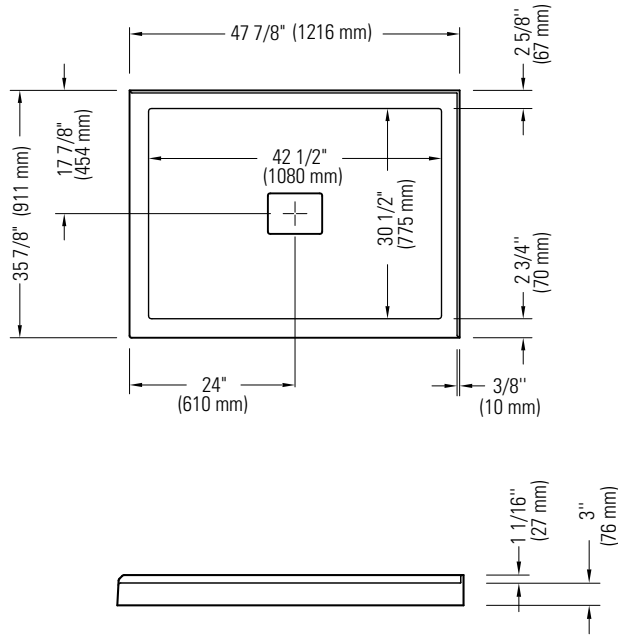
* All dimensions are approximate and subject to change without notice.
Please refer to the installation guide before beginning the installation.



Produits Neptune

CACHE 4836 2BD

Shower base



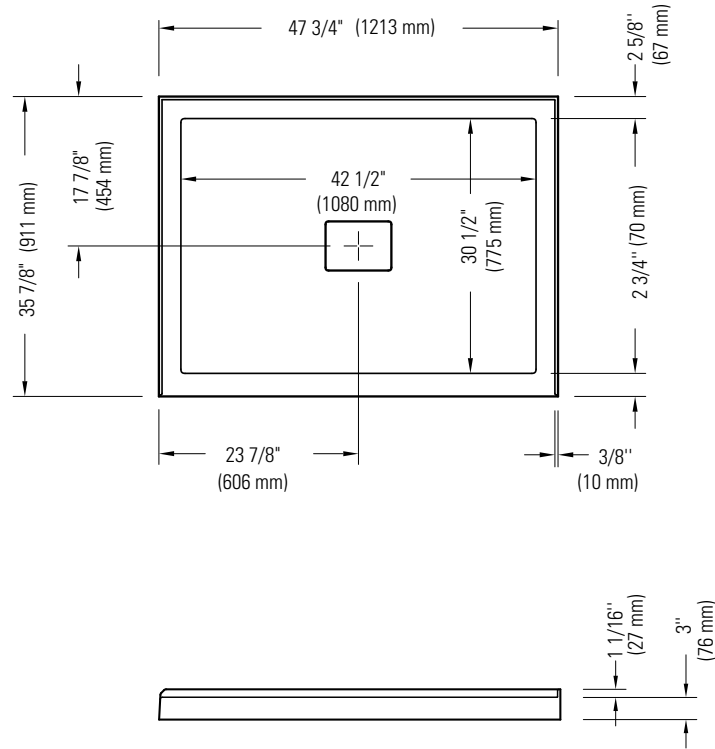
* All dimensions are approximate and subject to change without notice.
Please refer to the installation guide before beginning the installation.



Produits Neptune

CACHE 4836 3B /48

Shower base



* All dimensions are approximate and subject to change without notice.
Please refer to the installation guide before beginning the installation.